

4-Zone RGB+CCT Remote Controller (FUT092) User Instruction

Features

This product adopt world-wide used 2.4GHz frequency, GFSK control method, with the features of low power consumption, long distance transmitting, strong anti-interference and fast communication rate; can control specified Mi-Light smart light with color, color temperature, saturation and brightness changing.

Parameters

Model No.: FUT092

Voltage: 3V(2*AAA battery)

Power Consumption: 6dBm

Standby Power Consumption: 20uA

Transmission Frequency: 2.4GHz

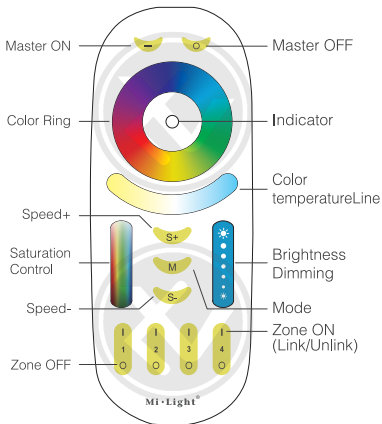
Modulation Method: GFSK

Control Distance: 30m

Size: 138mm*56mm*20mm

Instruction

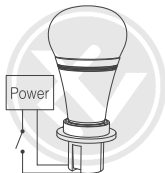
1. Long press "Master OFF" or "Zone OFF" to night light mode.
2. Touch "Color temperature line" to white light mode and adjust color temperature.
3. Touch "Color Ring" to change the colors.
4. Press "Speed+" to accelerate the dynamic mode speed continuously until to fastest speed.
5. Press "Speed-" to lower the dynamic mode speed continuously until to lowest speed.



Caution

1. Remote controller only control specified Mi-Light products; not all Mi-Light series can work on this remote controller.
2. In the using of the remote, if the indicated lamp blinking quickly, pls change the battery in time.
Pls don't use poor quality battery to avoid the leaking of battery liquid to damage the remote controller.
3. Pls don't use the remote controller on the wide-range metal or strong electromagnetic wave area, otherwise, it will badly affect the controlling distance.

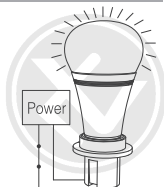
Linking Instructions



- 1 Switch off the light, after 10 seconds switch on again



- 2 When the light on, short press any zone of "🔒" **3 times** within 3 seconds

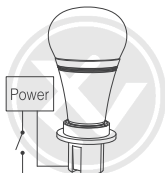


- 3 The light blink 3 times slowly means the linking is done successfully.

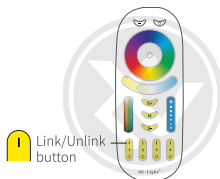


If the light not blink slowly, the linking failed, Pls switch off the light again, and follow the above steps again.

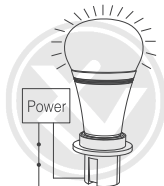
Unlinking Instructions



- 1 Switch off the light, after 10 seconds switch on again



- 2 When the light on, short press "🔒" **5 times** within 3 seconds
Unlinking must be the same zone with the Linking



- 3 The light blinking 10 times quickly, means the unlinking successfully.



If the light not blink quickly, the unlink failed, pls switch off the light again, and follow the above steps to unlink again.



Sprzet elektryczny oznaczony symbolem przekreślonego kosza nie może być wyrzucony łącznie z odpadami komunalnymi. Taki sprzęt podlega zbiórce i recyklingowi.

Made in PRC for LVT s.c.
Piecawska 19, 80-288 Gdańsk, Poland