



Mi • Light Subordinate New Brand

Model No.: FUT089

## 8-Zone RGB+CCT Remote Controller

### Product Features

This product adopt world-wide used 2.4GHz frequency, GFSK control method, with the features of low power consumption, long distance transmitting, strong anti-interference and fast communication rate; can control specified Mi-Light smart light with color, color temperature, saturation and brightness changing.

### Technical Parameters

Model No.: FUT089  
Voltage: 3V(AAA \* 2PCS)  
Transmitting Power: 6dBm  
Standby Power Consumption: 15uA  
Transmission Frequency: 2400-2483.5MHz  
Modulation Method: GFSK  
Control Distance: 30m  
Size: 153mm\*47mm\*19mm



### Products Key Diagram



Touch the color ring to change colors.



Under white light mode, adjust color temperature; Under color light mode, change color saturation.



Slide the brightness slider to adjust the brightness.



Press the button to get white light.



Touch ON button, turn on the linked device.



Touch OFF button, turn off the linked device.



Dynamic mode switching button.



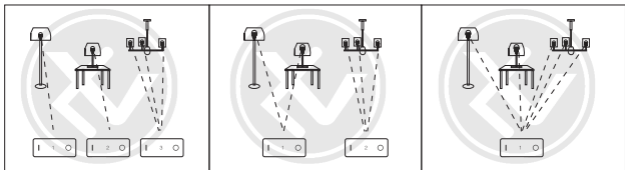
Lower the dynamic mode speed.



Accelerate the dynamic mode speed.

## Grouping of several lights

You can add an endless numbers of lights to a zone on the 8 channel remote by linking the lights to different zones. This way you are completely flexible in creating different group combinations. Below you can see some grouping examples.



### Remark:

1. The user can re-programme freely as needed. One remote can control countless lamps or controllers, but one lamp or controller can only be controlled by four remotes ( Max ).
2. Please check the battery installation and controller ( totally discharge the power ), when you programme after switching off and switching on.


## Linking&Unlinking

**Remark:** The light can be working after linking with the remote controller.

### Linking Instructions



- 1 Switch off the light, after 10 seconds switch on again
- 2 When the light on, short press any zone of "1" 3 times within 3 seconds
- 3 The light blink 3 times slowly means the linking is done successfully.


 If the light not blink slowly, the linking failed, Pls switch off the light again, and follow the above steps again.

### Unlinking Instructions



- 1 Switch off the light, after 10 seconds switch on again
- 2 When the light on, short press "1" 5 times within 3 seconds
- 3 The light blinking 10 times quickly, means the unlinking successfully.

**Unlinking must be the same zone with the Linking**

 If the light not blink quickly, the unlink failed, pls switch off the light again, and follow the above steps to unlink again.

## Attention

1. 8-zone remote controller only control specified Mi-Light products; not all Mi-Light series can work on this remote controller.
2. In the using of the remote, if the indicated lamp blinking quickly, pls change the battery in time.  
Pls don't use poor quality battery to avoid the leaking of battery liquid to damage the remote controller.
3. Please keep your finger off the touch ring when installing the batteries, to improve its sensitivity, and use the remote ( 3 seconds later ) after the batteries are installed. Please reinstall the batteries, if the touch ring is found low-sensitivity.
4. This 2.4GHz remote control system is precise electronic product; don't use it in humid, high temperature, dust and high voltage environment; Saving it at indoor, dry and no static electricity environment.
5. Pls don't use the remote controller on the wide-range metal or strong electromagnetic wave area, otherwise, it will badly affect the controlling distance.



Sprzęt elektryczny oznaczony symbolem przekreślonego kosza nie może być wyrzucony łącznie z odpadami komunalnymi. Taki sprzęt podlega zbiorcze i recyklingowi.

Made in PRC for LVT s.c.  
Piecowska 19, 80-288 Gdańsk, Poland